

# **2024 Proposed Operating Budget**

Special Council Meeting, November 14, 16 & 23, 2023



## 2024

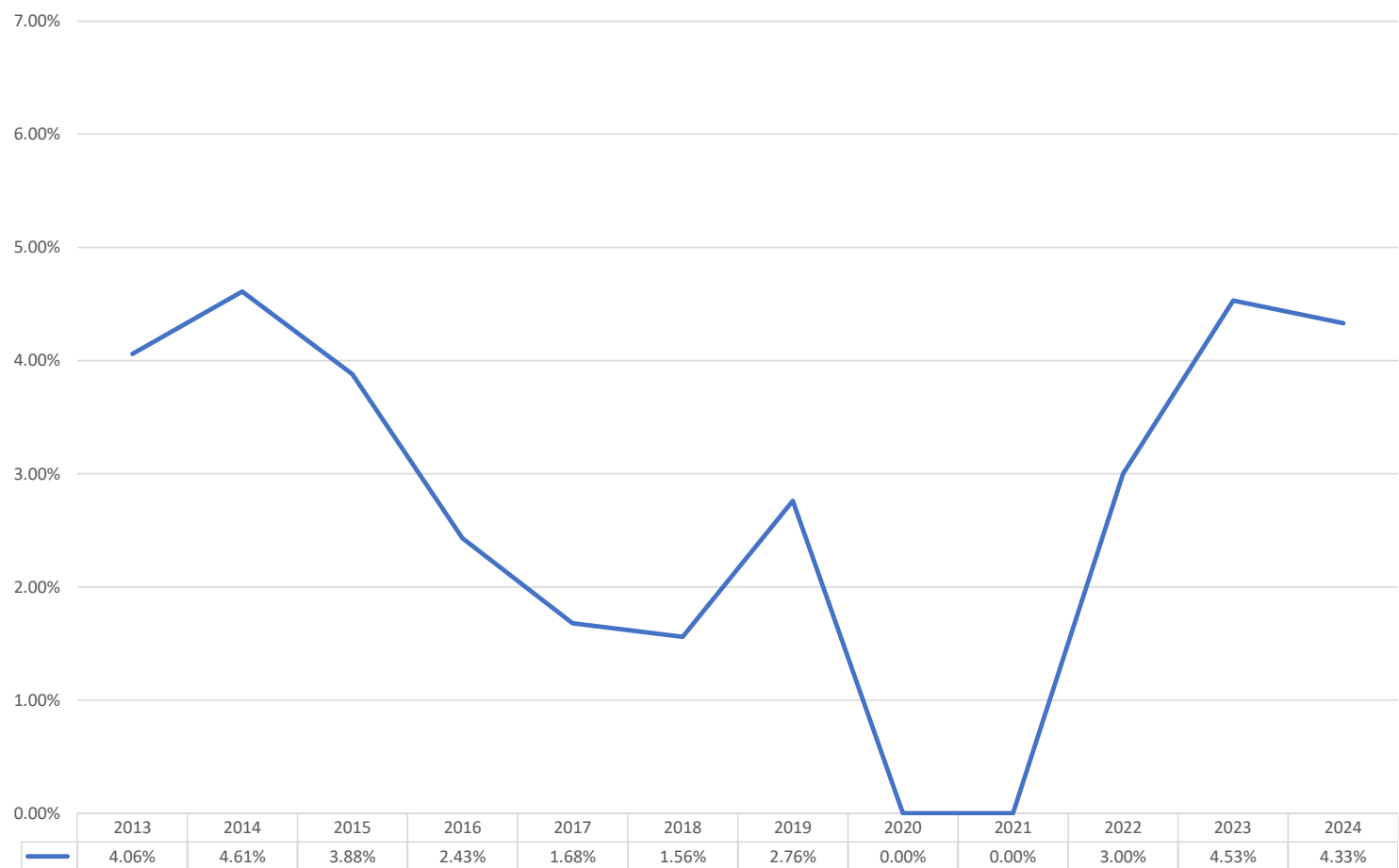
- Budgeted Operating Revenue \$9,003,458
- Budgeted Operating Expense \$9,003,458
- Municipal Taxation \$3,496,384

## 2023

- Budgeted Operating Revenue \$9,277,420
- Budgeted Operating Expenses \$9,277,420
- Municipal Taxation \$3,357,246

\$145,062 (4.33%) increase over 2023 Budget

# Redwater Budget Increases




# Summary of Revisions

## Reductions:

- 2% COLA Staff, 0% Council (All Departments)
- Go East Campaign (Economic Development)
- Council PR (Council)
- Hanging Basket Reduction (Parks)
- FCM Reduction of 4 (Council)

## Addition:

- Boots on the Ground (Fire)



# Summary of Revisions

Municipal Taxation Increase from Initial Proposed Budget presented on November 14: \$185,924

Municipal Taxation Increase from Proposed Budget presented on November 23: \$145,062

Municipal Taxation Reduction of \$40,862

Item	Amount	Department
2% Staff and 0% Council	(26,080.00)	All Depts
Contributions effect	(2,982.00)	All Depts
Boots on the Ground	1,200.00	Fire
Go East	(2,600.00)	Ec Dev
Council PR	(3,500.00)	Council
FCM from 7 to 3	(9,800.00)	Council
Reduce Hanging Baskets	(1,000.00)	Parks
Parks Formula Error	3,900.00	Parks
Total Proposed Adjustments	(40,862.00)	

# FCM Cost Analysis

			Total
2-11-00-211	Mileage and Subsistence	Mileage	1,500.00
		Meals	1,000.00
			2,500.00
2-11-00-212	Conferences and Seminars	Registration	7,000.00
		Hotels (4 nights)	7,700.00
			14,700.00

<b>Total Cost per Person:</b>		
	Mileage	214.29
	Meals	142.86
	Registration	1,000.00
	Hotels	1,100.00
		<u>2,457.14</u>

<b>Reduction to 3 Attending:</b>				
	Mileage	214.29	3	642.86
	Meals	142.86	3	428.57
	Registration	1,000.00	3	3,000.00
	Hotels	1,100.00	3	3,300.00
				<u>7,371.43</u>

- Cost included in proposed budget on Nov 14 = \$17,200 (2,500 + 14,700)
- Cost at reduced attendance = \$7,371.43
- Reduction of \$9,839.57 (rounded to \$9,800) included in current proposal

Note:

- Reviewed cost of hotel for reasonableness
- \$1,100 total budgeted cost per person for 4 nights = \$275 per night
- 2024 FCM conference to be held at the Calgary TELUS Convention Center
- Cost to book at the Hyatt Regency attached to the conference center from June 5-9 was \$1,099 each.
- This does not factor in potential discounts offered with the conference.

# Council Promotional Items Review

- Option presented on November 16 to reduce council promotional items by \$2,500 (Ec Dev)
- Currently \$1,200 under Council – Public Relations specifically for parade candy and float supplies. This account previously had \$3,500 council PR (removed).
- Under Economic Development - \$5,000 remains for Town Promotional items. Previously \$8,000 in 2023 Budget but has been split between Pembina Place and Economic Development per previous discussion.
- Year to date \$9,000 of this account currently has been spent.
- Due to the current expenditures, we have presently left the promotional items in the proposed budget.

# 2024 Estimated Municipal Tax Dollar

## Comparison of Value for Average 2023 Assessment \$208,570

### MUNICIPAL SERVICES \$180/MONTH (COMPARED TO \$173/MONTH IN 2023)

- Arena & Curling Facilities
- Bylaw Services
- Community Beautification
- Community Cultural Centre
- Community & Family Programs
- Economic Development & Promotion
- Emergency & Disaster Recovery
- Family & Community Support Services
- Fire Response & Prevention
- Museum & Library Facilities
- Pool, Parks & Recreation Facilities
- Road & Sidewalk Maintenance
- Street Lights
- Street Sweeping and Snow Removal

### IN COMPARISON - OTHER SERVICES MONTHLY (STATISTICS CANADA 2021 \* MOST RECENT DATA)

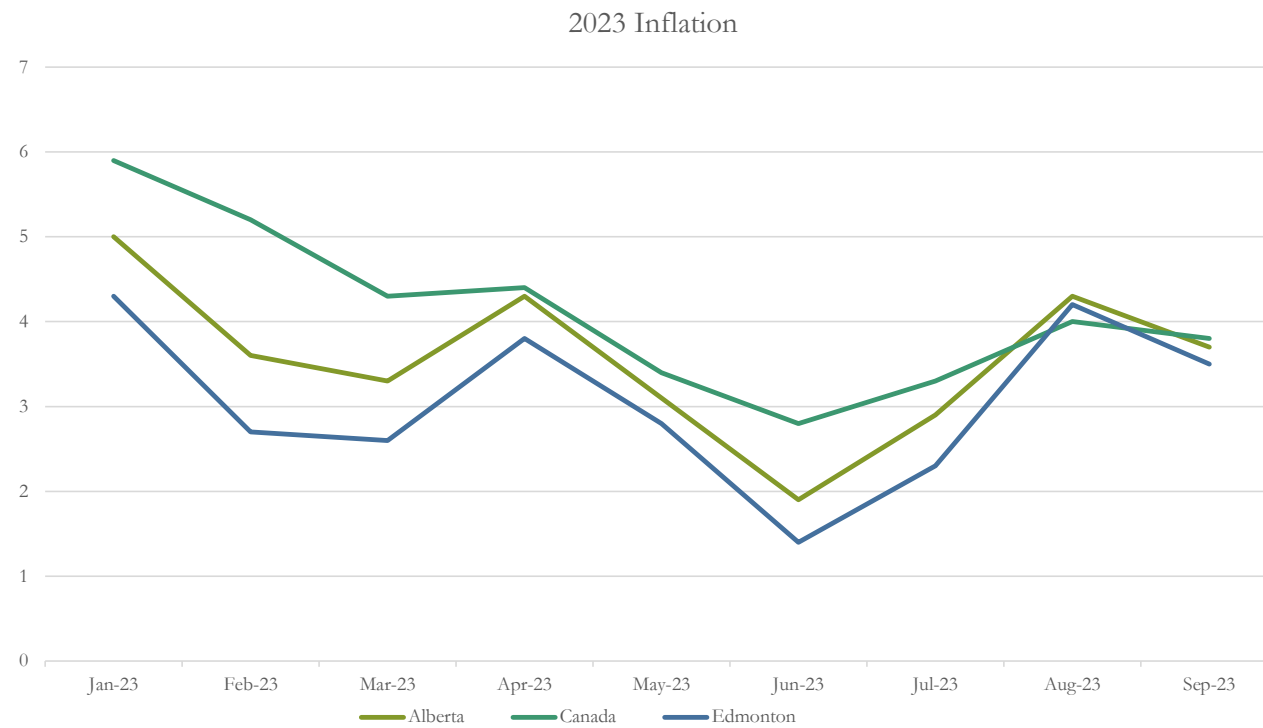
- Transportation \$841
- Food purchased from stores \$672
- Recreation \$352
- Clothing & accessories \$192
- Health care \$231
- Restaurants \$182
- Communications \$250
- Alcoholic beverages & tobacco products \$150
- Education \$150

Monthly tax increase for average ratepayer \$7 per month  
(\$2 reduction from November 14 proposed budget)

# Inflation

- Economic Data from January to September of 2023 Shows Inflation As:

- Edmonton 3.5%
- Alberta 3.7%
- Canada 3.8%



# Additional Options to Consider

## Addition:

- Contribution of \$12,937 (0.37% increase) to Tax Mitigation Reserve to bring the budgeted tax increase to inflation + 1% (4.70%)

## Reductions

- Benefits Option 1 – removal of entire benefit class. Total savings of approximately \$36,053, pro-rated as it would not take effect until February 1, 2024 (\$33,049, 0.95% reduction)
- Benefits Option 2 – The employer (the Town) covers ½ of health and dental cost, and the employee (in this case the council member opting to receive benefits) would pay the remaining balance. Total reduction of approximately \$16,500, pro-rated as it would take 6-8 weeks beyond blackout period to be in force (\$13,000, 0.37% reduction)
- 0% cost of living for both council and staff – \$47,701 (includes wages and contributions), 1.36% reduction
- Reduction of Library Contribution by \$750 – current proposed budget includes 3% increase from prior year based on inflation, reduce to 2% per their request – 0.02% reduction
- Council Promotional Items (under Economic Development) – Reduction from \$5,000 to \$2,500, 0.07% impact

# Town of Redwater Capital Budget 2024



Project	Department	GRANTS			Reserves	CFEP & Other	Debt	Contributions from taxes	Capital Budget 2024
		LGFF	CCBF	STIP					
Gas main distribution replacement	Gas				85,000				85,000
Gas URW Land purchase (carry over from 2023)	Gas				5,500				5,500
Road & Underground Infrastructure	Infrastructure						500,000		500,000
Pembina Lobby Fixed Furnishings (carry forward 2023)	Pembina Place					30,000			30,000
Pembina Place Arena Seating (carry forward 2023)	Pembina Place					45,000			45,000
Completion of Sand/Salt Shed (carry forward 2023)	Streets	50,000							50,000
Sidewalks	Streets							50,000	50,000
Bridge Rehab	Streets			359,520	119,840				479,360
MCC & VFD System Upgrade (carry over from 2023)	Water				60,000				60,000
Water Distribution Upgrades - CSV Valves *	Water				40,000				40,000
<b>Total Budget</b>		<b>\$50,000</b>	<b>\$0</b>	<b>\$359,520</b>	<b>\$310,340</b>	<b>\$75,000</b>	<b>\$500,000</b>	<b>\$50,000</b>	<b>\$1,344,860</b>

\*to determine whether grant eligible

The background is a solid teal color. It features two large, overlapping circles of a slightly lighter shade of teal. One circle is positioned in the upper left and middle, while the other is in the lower left and middle, creating a soft, abstract design.

# Questions?